



STUDIO  
**BOVTI**

KINOKO I  
DATASHEET



## FACTS

Object Type:	side table
Composition:	plaster, ceramic, pla
Dimensions:	93 x 49 x 50 cm
Colour:	dark blue
Lead Time:	6-8 weeks
Customization:	available
Weight:	12 kg
Editions:	open edition, numbered and signed

## USAGE INSTRUCTIONS

Kinoko is an art object handcrafted with great care, made from plaster coated with resin and ceramic. To preserve its beauty and durability, please follow these guidelines:

**Handling:** Never lift or carry Kinoko by the ceramic plates. Always hold it by the lower base to avoid damage. Do not drag Kinoko across the floor; always lift it by the base when repositioning.

**Surface Protection:** The ceramic and plaster elements are delicate—avoid placing sharp or abrasive objects on them. Use coasters or pads under drinks or hot objects to prevent staining or heat damage to the surfaces.

**Weight Limit:** Do not place more than 10 kg on each tabletop section. Distribute weight evenly across the tabletop sections to prevent stress on the structure. Do not lean or sit on Kinoko, as it is not designed to support body weight.

**Moisture & Temperature:** Keep Kinoko indoors, away from direct moisture and extreme temperature changes.

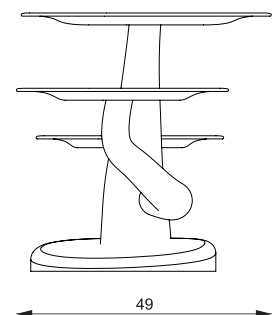
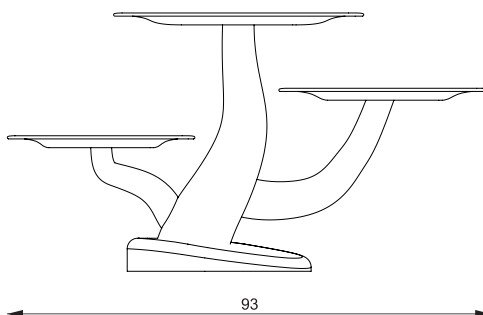
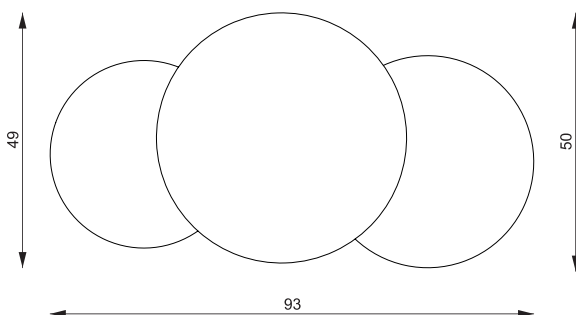
**Placement:** Ensure Kinoko stands on a flat, stable surface to maintain balance and longevity.

**Cleaning:** Use a soft, dry, or slightly damp cloth for cleaning. Avoid harsh cleaning agents that may damage the ceramic or resin-coated surfaces.

**Outdoor Use:** Kinoko is not suitable for outdoor environments



## DIMENSIONS





## FACTS

Object Type:	side table
Composition:	plaster, ceramic, pla
Dimensions:	93 x 49 x 50 cm
Colour:	light blue
Lead Time:	6-8 weeks
Customization:	available
Weight:	12 kg
Editions:	open edition, numbered and signed

## USAGE INSTRUCTIONS

Kinoko is an art object handcrafted with great care, made from plaster coated with resin and ceramic. To preserve its beauty and durability, please follow these guidelines:

**Handling:** Never lift or carry Kinoko by the ceramic plates. Always hold it by the lower base to avoid damage. Do not drag Kinoko across the floor; always lift it by the base when repositioning.

**Surface Protection:** The ceramic and plaster elements are delicate—avoid placing sharp or abrasive objects on them. Use coasters or pads under drinks or hot objects to prevent staining or heat damage to the surfaces.

**Weight Limit:** Do not place more than 10 kg on each tabletop section. Distribute weight evenly across the tabletop sections to prevent stress on the structure. Do not lean or sit on Kinoko, as it is not designed to support body weight.

**Moisture & Temperature:** Keep Kinoko indoors, away from direct moisture and extreme temperature changes.

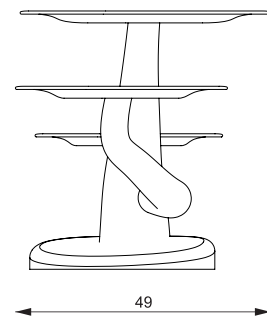
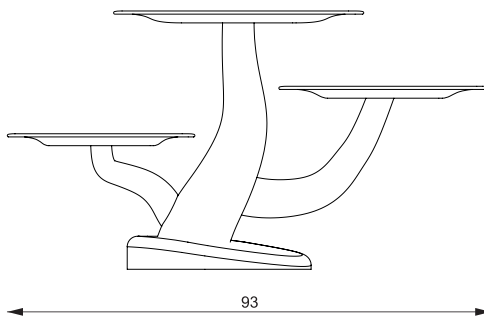
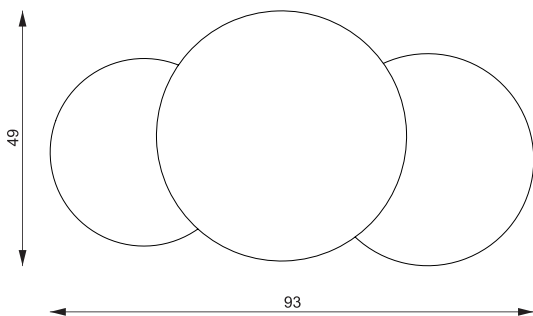
**Placement:** Ensure Kinoko stands on a flat, stable surface to maintain balance and longevity.

**Cleaning:** Use a soft, dry, or slightly damp cloth for cleaning. Avoid harsh cleaning agents that may damage the ceramic or resin-coated surfaces.

**Outdoor Use:** Kinoko is not suitable for outdoor environments



## DIMENSIONS





STUDIO  
**BOVTI**

KINOKO II  
DATASHEET

[hello@studiobovti.com](mailto:hello@studiobovti.com)

[www.studiobovti.com](http://www.studiobovti.com)



## FACTS

Object Type:	wall shelf
Composition:	plaster, ceramic, pla
Dimensions:	50 x 41 x 41 cm
Colour:	light blue / dark blue
Lead Time:	6-8 weeks
Customization:	available
Weight:	12 kg
Editions:	open edition, numbered and signed

## USAGE INSTRUCTIONS

Kinoko is an art object handcrafted with great care, made from plaster coated with resin and ceramic. To preserve its beauty and durability, please follow these guidelines:

**Handling:** Never lift or carry Kinoko by the ceramic plates. Always hold it by the lower base to avoid damage. Do not drag Kinoko across the floor; always lift it by the base when repositioning.

**Surface Protection:** The ceramic and plaster elements are delicate—avoid placing sharp or abrasive objects on them. Use coasters or pads under drinks or hot objects to prevent staining or heat damage to the surfaces.

**Weight Limit:** Do not place more than 10 kg on each tabletop section. Distribute weight evenly across the tabletop sections to prevent stress on the structure. Do not lean or sit on Kinoko, as it is not designed to support body weight.

**Moisture & Temperature:** Keep Kinoko indoors, away from direct moisture and extreme temperature changes.

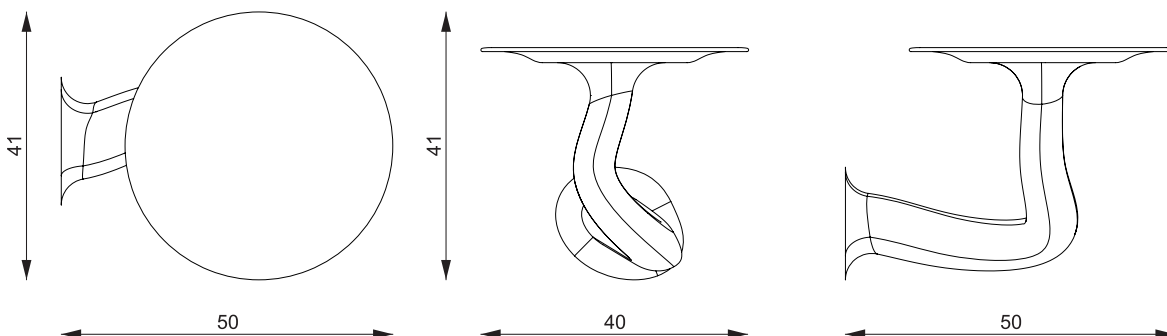
**Placement:** Ensure Kinoko stands on a flat, stable surface to maintain balance and longevity.

**Cleaning:** Use a soft, dry, or slightly damp cloth for cleaning. Avoid harsh cleaning agents that may damage the ceramic or resin-coated surfaces.

**Outdoor Use:** Kinoko is not suitable for outdoor environments



## DIMENSIONS





STUDIO  
**BOVTI**

KINOKO III  
DATASHEET



## FACTS

Object Type:	side table
Composition:	plaster, ceramic, pla
Dimensions:	51 x 48 x 92 cm
Colour:	light blue / dark blue
Lead Time:	6-8 weeks
Customization:	available
Weight:	12 kg
Editions:	open edition, numbered and signed

## USAGE INSTRUCTIONS

Kinoko is an art object handcrafted with great care, made from plaster coated with resin and ceramic. To preserve its beauty and durability, please follow these guidelines:

**Handling:** Never lift or carry Kinoko by the ceramic plates. Always hold it by the lower base to avoid damage. Do not drag Kinoko across the floor; always lift it by the base when repositioning.

**Surface Protection:** The ceramic and plaster elements are delicate—avoid placing sharp or abrasive objects on them. Use coasters or pads under drinks or hot objects to prevent staining or heat damage to the surfaces.

**Weight Limit:** Do not place more than 10 kg on each tabletop section. Distribute weight evenly across the tabletop sections to prevent stress on the structure. Do not lean or sit on Kinoko, as it is not designed to support body weight.

**Moisture & Temperature:** Keep Kinoko indoors, away from direct moisture and extreme temperature changes.

**Placement:** Ensure Kinoko stands on a flat, stable surface to maintain balance and longevity.

**Cleaning:** Use a soft, dry, or slightly damp cloth for cleaning. Avoid harsh cleaning agents that may damage the ceramic or resin-coated surfaces.

**Outdoor Use:** Kinoko is not suitable for outdoor environments



## DIMENSIONS

